



This report, published on Nov, 2023 by Ground View Analytics Ltd, is intended for public use and is deemed credible at the time of its publication. The information presented in this report has been thoroughly researched and verified to the best of our abilities. Proper citation and acknowledgement of the report as 'GVA, 2023' should be made when referencing or citing its content.

PUBLIC TRANSPORT USE



48%

Matatus

Work




60%



29%

Bus

Personal Errands



21%



13%

Boda Boda

School



18%

Bolt 46%

Uber 43%



8.3%

Cab Hailing Services



5%



inDrive 3%



Average Cost per trip

56% OF NAIROBI RESIDENTS

Have experienced or witnessed harassment (verbal or physical) while using public transport in the last 6 months

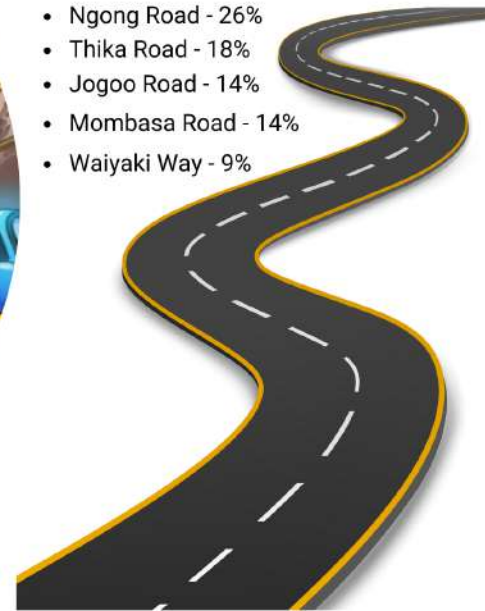
27% OF NAIROBI RESIDENTS

Have reported cases of harassment to the relevant authority with police cases accounting for the highest reported cases -33%



HIGH TRAFFIC ROADS - COMMUTER EXPERIENCE

- Ngong Road - 26%
- Thika Road - 18%
- Jogoo Road - 14%
- Mombasa Road - 14%
- Waiyaki Way - 9%



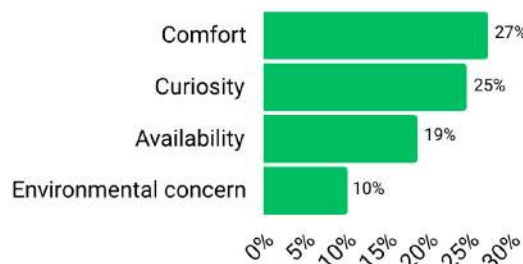
USE OF EMOBILITY IN NAIROBI- FOUR WHEELERS

Awareness Vs Usage

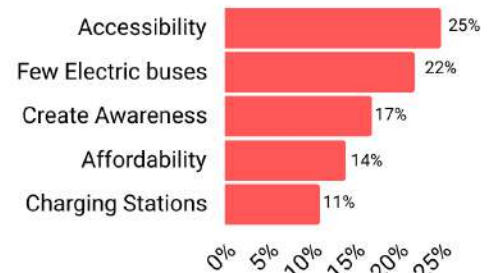


-42%

Usage Drivers



Improvements Needed



***We do not own any copyrights to these images